

San Gabriel/Pomona Regional Center
R. Keith Penman, Executive Director
761 Corporate Center Drive, Pomona, CA 91768
Phone: (909) 620-7722 • Fax: (909) 469 -9732
E-mail: kpenman@sgprc.org
www.sgprc.org



Spring 2009

Performance Report for San Gabriel/Pomona Regional Center

Every year, the Department of Developmental Services (DDS) contracts with regional centers in California to serve people with developmental disabilities and families. And, every year DDS looks at how well the regional centers are doing. This report will give you information about your regional center.

Last year, at San Gabriel/Pomona Regional Center (SG/PRC) we served about 11,060 individuals. The charts on page 2 tell you about the people we serve. You'll also see how well we are doing in meeting our goals and in fulfilling our contract with DDS.

At SG/PRC, we want to improve every year, do better than the state average, and meet or exceed the DDS standard. As you can see in this report, we did well in the following areas:

- Less people living in developmental centers
- More children living with families
- More adults living in home settings
- Less children living in large facilities
- Less adults living in large facilities
- Passed independent audit
- Passed DDS audit
- Did not overspend operations budget
- Participated in the federal waiver
- Audited vendors as required
- CDERs (Client Development Evaluation Reports) were updated as required
- IPP (Individual Program Plan) requirements met
- IFSP (Individualized Family Service Plan) requirements met
- Intake/Assessment timelines for clients age 3 or older met

But, we still need to improve our efforts in these areas:

- Less people living in developmental centers
- More children living with families
- More adults living in home settings
- Less children living in large facilities
- Less adults living in large facilities

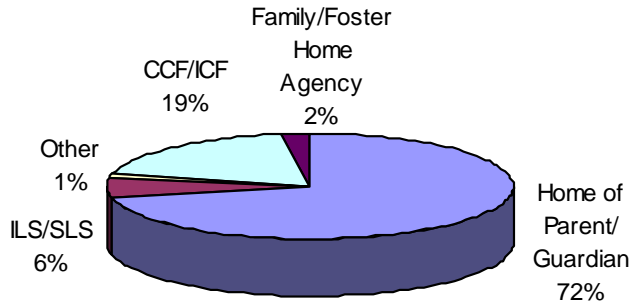
We hope this report helps you learn more about SG/PRC. If you have any questions or comments, please contact Edward Kutik at (909) 868 – 7517 or at ekutik@sgprc.org

R. Keith Penman
Executive Director, San Gabriel/Pomona Regional Center

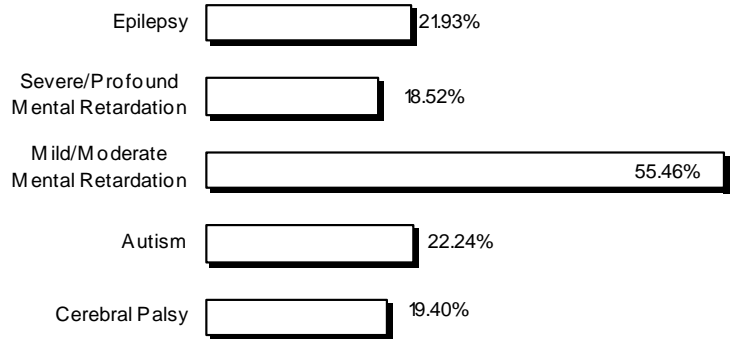
Who uses SG/PRC?

These charts tell you about who SG/PRC consumers are and where they live.

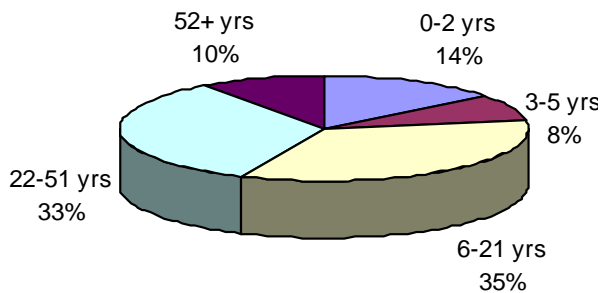
WHERE SG/PRC CONSUMERS LIVE



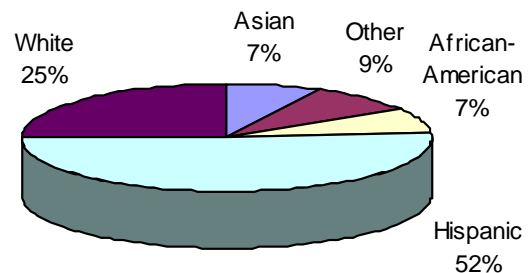
PRIMARY DIAGNOSIS OF SG/PRC CONSUMERS



AGE OF SG/PRC CONSUMERS



ETHNICITY OF SG/PRC CONSUMERS



How well is SG/PRC performing?

This chart tells you about 5 areas where DDS wants each regional center to keep improving.

The first column tells you how SG/PRC was doing at the beginning of 2008. And, the second column shows how SG/PRC was doing at the end of 2008.

To see how SG/PRC compares to the other regional centers in the state, compare the numbers to the state averages (in the shaded columns).

Regional Center Goals (based on Lanterman Act)	December 2007		December 2008	
	State Average	SG/PRC	State Average	SG/PRC
Less people live in developmental centers	1.20%	1.14%	1.03%	1.06%
More children live with families	98.06%	96.49%	98.38%	97.03%
More adults live in home settings*	71.38%	62.38%	72.25%	63.63%
Less children live in large facilities (more than 6 people)	0.15%	0.97%	0.14%	0.78%
Less adults live in large facilities (more than 6 people)	4.94%	13.12%	4.55%	12.68%

* Home settings include: independent living, supported living, Adult Family Home Agency homes, and family homes.

Did SG/PRC meet DDS standards?

Read below to see how well SG/PRC did in meeting DDS compliance standards:

Areas Measured	Last Period	Current Period
Passes independent audit	Yes	Yes
Passes DDS audit	Yes	Yes
Audits vendors as required	Met	Met
Didn't overspend operations budget	Yes	Yes
Participates in the federal waiver	Yes	Yes
CDERs are updated as required (<i>CDER is the Client Development Evaluation Report with information about the consumer's diagnosis</i>)*	NA	NA
Intake/Assessment timelines for consumers age 3 or older met	98.47%	100.00%
IPP (<i>Individual Program Plan</i>) requirements met	99.78%	99.12%
IFSP (<i>Individualized Family Service Plan</i>) requirements met	87.79%	91.01%

*Measure temporarily suspended pending implementation of the Revised CDER.

San Gabriel/Pomona Regional Center (SG/PRC) has a unique history compared to other regional centers in relation to large facilities. This affects the number of minors and adults we serve in facilities serving more than six residents. This also affects the percent of the total clients we serve who reside with their families or in home settings. Almost 50% of SG/PRC clients residing in residential facilities were originally from other regional center areas, and they were placed in our area by other regional centers. In the 1970's, 1980's and early 1990's, SG/PRC had more residential resources than most regional centers. This may have been due to the low cost of property at that time, and the proximity to Lanterman Developmental Center where a number of providers developed facilities for clients who moved from there. Because regional centers transfer cases to the regional center where the client is placed, we have a larger percentage of clients residing in residential facilities than other regional centers. These clients also tend to be older, and that is why SG/PRC has a higher percentage of adults and older adults than other regional centers. Also, the County of Los Angeles, Department of Children and Family Services places a significant number of children with developmental disabilities into facilities in our area. These children then become clients of SG/PRC. The combination of these factors contributes to the unique history of SG/PRC. SG/PRC has worked with a significant number of large residential facilities since 1985 to convert to smaller living arrangements. This effort is continuing.

What about other performance areas?

In the future, we will measure how well we are doing in other areas, including:

- Increasing the number of clients who work,
- Getting better pay for clients who work,
- Making sure clients get medical and dental services, and
- Meeting Intake/Assessment and IFSP timelines for children 0–3.

Want more information?

Contact Edward Kutik at (909) 868 – 7517 or at ekutik@sgprc.org